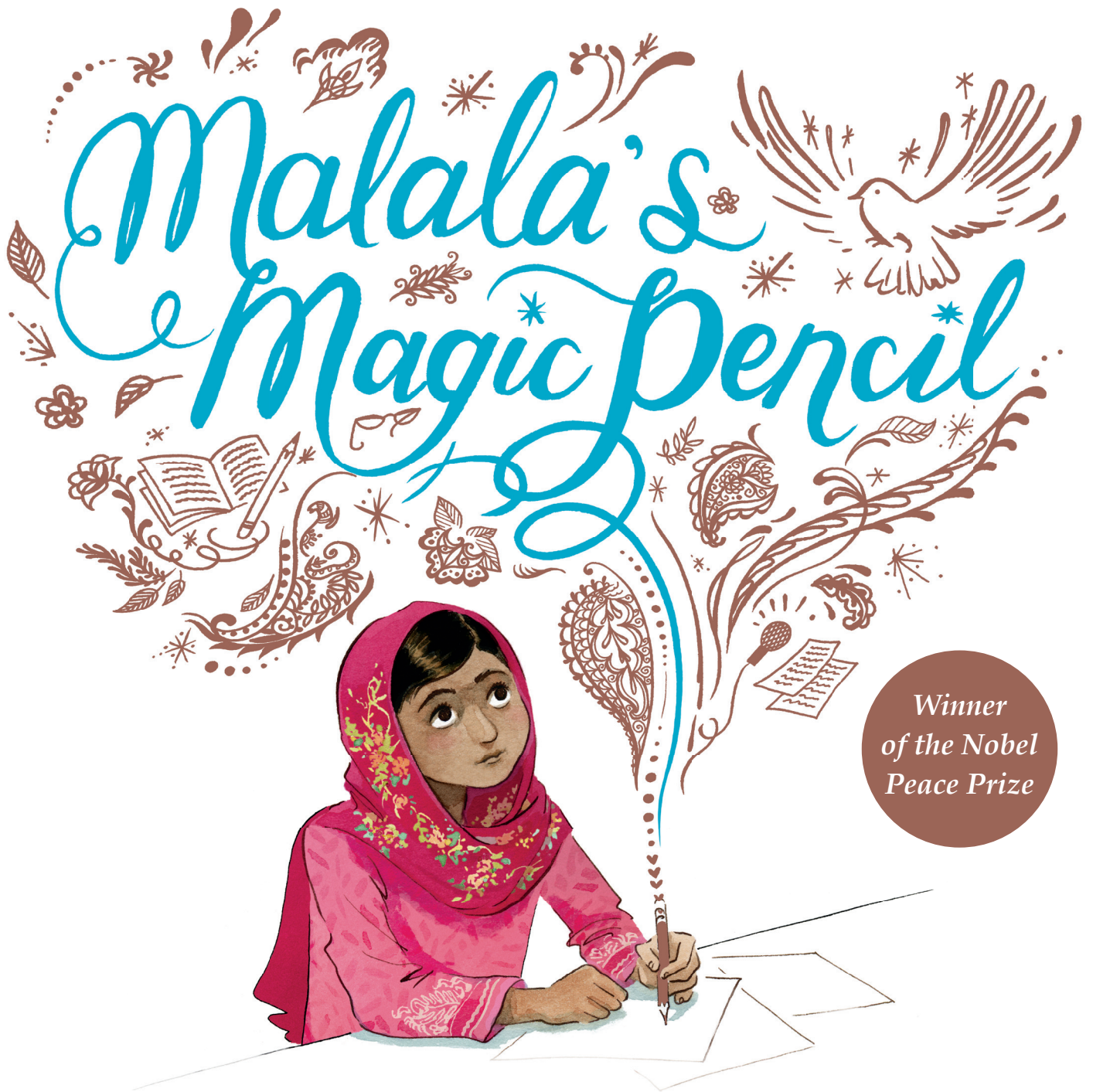


MALALA YOUSAFZAI



Winner
of the Nobel
Peace Prize

*Key Stage 2
Teaching Resources*

Illustrated by KERASCOËT





Malala's Magic Pencil

MALALA YOUSAFZAI

RESOURCE PACK FOR KS2

Dear KS2 Teachers and Librarians,

This Resource Pack is based on *Malala's Magic Pencil*, a beautiful new picture book written by human rights activist, role model and youngest ever Nobel Peace Prize winner Malala Yousafzai and illustrated by Kerascoët. It is an empowering story about the importance of advocacy and education for all, with a message to speak out for what you believe in – and it is certain to inspire the hearts and imaginations of all the young people in your classroom.

The lessons in this pack are matched to National Curriculum English and Citizenship objectives, providing material for six or more KS2 lessons – ideal for pupils in Years 3–4. The final outcome is for your class to unleash their inner activists, creating their own unique messages of inspiration for the world.

So invite your class to step into Malala's world – a world that is as challenging as it is full of hope and inspiration. Their journey starts here . . .

Penguin Schools



Malala's Magic Pencil

THE AIM

This Resource Pack is designed for KS2 students aged 7+. It is based on *Malala's Magic Pencil* by Malala Yousafzai (illustrated by Kerascoët) and invites everyone in your class to go on an inspirational journey. The lessons included have been designed as sequential activities and can be taught as whole units or as individual activities to be dipped in and out of. Each activity will guide students through the different themes of the book, giving them the skills and confidence they need to draft, structure and write a thoughtful piece of their own.

ABOUT THE BOOK



As a child in Pakistan, Malala made a wish for a magic pencil that she could use to redraw reality. She would use it to give gifts to her family, to erase the smell from the rubbish dump near her house, to sleep an extra hour in the morning. As she grew older, Malala wished for bigger and bigger things. She saw a world that needed fixing. And even if she never found a magic pencil, Malala realized that she could still work hard every day to make her wishes come true.

This beautifully illustrated picture book tells Malala's story, in her own words, for a younger audience and shows them the worldview that allowed her to hold on to hope and to make her voice heard even in the most difficult of times.

RESOURCE PACK OBJECTIVES



This Resource Pack provides material for six hour-long lessons that can take place during KS2 classes or as extra-curricular activities. The pack covers English, History and Citizenship objectives. They include but are not limited to:

English

Reading: comprehension

Develop positive attitudes to reading, and an understanding of what they read, by:

- listening to and discussing a wide range of fiction
- discussing words and phrases that capture the reader's interest and imagination

Understand what they read, in books they can read independently, by:

- identifying how language, structure and presentation contribute to meaning
- drawing inferences – interpreting characters' feelings, thoughts and motives from their actions, and justifying inferences with evidence

Writing: composition

Plan their writing by:

- discussing writing similar to that which they are planning to write in order to understand and learn from its structure, vocabulary and grammar

Evaluate and edit by:

- assessing the effectiveness of their own and others' writing and suggesting improvements

History

Know and understand significant aspects of the history of the wider world.


Gain historical perspective by placing their growing knowledge into different contexts.



Malala's Magic Pencil

LESSON ONE PRE-READING ACTIVITIES

This lesson is designed to help students explore ideas and speculate about themes in the book. They should feel free to discuss anything that comes to mind.



Lead-in questions:

- What does the title *Malala's Magic Pencil* make you think about?
- How might a pencil be "magic"? What power does a pencil have?

Task 1:

In pairs, discuss the cover of *Malala's Magic Pencil*. What is Malala doing? Where is she? What surrounds her? What is she thinking about? Together, brainstorm words that best describe her.

Task 2:

What comes out of Malala's pencil? Can you find some of the following things in the image:

DOVE

GLASSES

PEN AND PAPER

FLOWERS






STARS

#MalalasMagicPencil




Task 3:

Now that you've found all the things in the list, write down what you think each of them could represent and what it tells us about Malala. Use the grid below to record your ideas.

<i>IMAGE</i>	<i>WHAT IT COULD REPRESENT</i>	<i>WHAT IT MIGHT TELL US ABOUT MALALA</i>
	<p><i>It's a symbol of peace</i></p>	<p><i>Malala wants a peaceful world</i></p>
		
		
		
		

Task 4:

Now it's your turn! Imagine you have a magic pencil. Draw two things that would come out of your pencil. Remember to consider what they represent and what they say about you. Don't forget to share your drawings with us on Twitter at @PenguinSchools!



#MalalasMagicPencil

LESSON TWO WHO IS MALALA?

Lead-in questions:

- Can you think of any historical figures who have inspired you?
- How are these inspirational figures similar or different to Malala?

Task 1:



Look at the extract from *Malala's Magic Pencil*. In pairs, you need to behave like detectives and find as many clues as possible about Malala. Remember to use words or phrases from the book to back up your ideas. Here are some questions to help you:

1. Where is Malala from?
2. What is Malala's religion?
3. What do people think of Malala?
4. What are Malala's passions and interests?



Task 2:

Malala Yousafzai is a real person. Here are some facts about her. Can you write down what each fact tells you about Malala's identity and personality?

FACT

WHAT IT TELLS ME ABOUT MALALA

The Taliban stopped girls from Malala's region from going to school. She spoke out against this.	
The Taliban targeted Malala because she spoke out against them. She miraculously survived.	
In 2013 she started Malala Fund, which has since opened schools for girls in Pakistan and around the world.	
She is the youngest ever winner of the Nobel Peace Prize.	
Malala recently earned a place at Oxford University.	

Task 3:

Now that you have found out some more information about Malala, come up with a list of five questions you would like to ask her if you could interview her in real life. Keep hold of your list – it might come in handy . . .

MY QUESTIONS FOR MALALA

- 1.
- 2.
- 3.
- 4.
- 5.



Reflection activity:

At the beginning of this lesson you were asked how Malala might be similar or different to other inspirational historical figures. Can you improve your answer now that you have learned more about Malala?



LESSON THREE MALALA'S DIARY

Lead-in questions:

- What is "gender"?
- If you found out that you could not go to school because of your gender, how would you feel?
- Do you think that girls and boys are treated equally?

Task 1:

Imagine you receive a phone call from your school telling you that you cannot receive an education any more because of your gender. Put the emotion cards below in order from 1 to 5 (1 being the emotion you'd feel the most and 5 being the emotion you'd feel the least).

Task 2:

There is a blank emotion card for you to add your own ideas. Is there any emotion not listed that you think you might feel?





Task 3:

One by one, girls stopped coming to school.

"Aba, where are all the students?"

"They don't feel safe here any more, jani."

How could a few men stop all the girls in our valley from going to school? If more people knew what was happening to us, I thought, they might help.

Wishing wasn't enough. Someone needed to speak out.


Why not me?

Using your emotion cards again, rank how Malala feels here by putting them in order from 1 to 5 (1 being the emotion she'd feel the most and 5 being the emotion she'd feel the least). For each card, pick out a word or phrase that shows evidence of it. There might be more than one word or phrase for each emotion.

Don't forget to add any other emotion you think Malala feels on the blank emotion card.

Task 4:

Put yourself in Malala's shoes and write a diary entry explaining her feelings about the state of the world, her passions and her ideas. Don't forget to share your diary entries with us on Twitter at @PenguinSchools, using #MalalasMagicPencil.




LESSON FOUR INTERVIEW

Lead-in questions:

- What are your impressions of Malala so far?
- If you found out you could meet Malala, how would you feel?

Task 1:



Look at the extract from *Malala's Magic Pencil* and answer the comprehension questions:

1. What is happening in the image?
2. What else has Malala been doing apart from "sharing her story"?
3. Why is Malala speaking to a reporter from a "famous international newspaper"?



Task 2:

If Malala was interviewed on the television, what do you think she'd be like? Brainstorm your ideas using the following headings:

APPEARANCE:

VOICE:

BODY LANGUAGE:

FACIAL EXPRESSIONS:

Task 3:

In pairs, one of you will be in role as Malala and one of you in role as the interviewer. Using the list of questions that you came up with in Lesson 2, conduct an interview for the television. Try to incorporate elements of Malala's personality and identity when you answer questions.

Don't forget to share your interviews with the class.



LESSON FIVE CAMPAIGN POSTER

Recap questions:

- What is Malala passionate about?
- How does Malala try to help the world?

Task 1:

Imagine you are one of Malala's friends and you have to design a campaign poster to help her fight for equal rights between girls and boys. First of all, try to think of a good slogan. Below are some examples of slogans from real advertising campaigns.

Every Little Helps (Tesco)	Beanz Meanz Heinz	Just Do It (Nike)
Once you pop you can't stop (Pringles)	Be Humankind (Oxfam)	A Mars a day helps you work, rest and play

In pairs, discuss the descriptive techniques that make these slogans effective. See if you can find examples of the following:

RHYME
SPEAKING DIRECTLY TO THE READER / AUDIENCE
USE OF THREE NOUNS, VERBS OR ADJECTIVES FOR EFFECT
STRONG STATEMENT
POWERFUL WORDS

Task 2:

Again in your pairs, create a campaign poster to support Malala's campaign for equal rights. Follow these steps:

1. Decide on a catchy slogan
2. Plan the layout of your poster
3. Decide on pictures to include – e.g. a photo of Malala, a picture of girls and boys together, or images of powerful symbols

When you've finished, share your posters with the class. Discuss what is effective about the different posters in the room – and don't forget to share them with us on Twitter @PenguinSchools, using #MalalasMagicPencil!





LESSON SIX MY MAGIC PENCIL

Reflection questions:

- How do you feel about Malala and her story?
- Do you think you have learned something about her identity and achievements?
- Do you feel inspired by Malala's campaigns for equal rights in *Malala's Magic Pencil*?

Task 1:

Now it's time to use all the activities you have completed as inspiration and to create your final piece of work: outline (in no more than 200 words) one change you would make in the world if you had a magic pencil . . .

Remember to make this piece of work your BEST YET so that you can enter it into our schools competition (entry details on page 16).

Before you begin the task, you need to come up with your own unique idea for what you would change in the world. Use the images that you drew in Lesson 1 for inspiration, or discuss the following examples with your partner – what is good or bad about them?

1. *"If I had a magic pencil, I would organize a huge pizza party with lots of other children from around the world so I could get to know them and hear about their lives. I think this would be brilliant because . . ."*
2. *"If I had a magic pencil, I would create a week every year when no cars are allowed on the roads – only bikes, scooters and skateboards! This would help the environment and be really fun! The reason I'm passionate about the environment is . . ."*
3. *"If I had a magic pencil, I would make sure ALL children in the whole world were able to go to school so that they could learn and make friends. This would be awesome because . . ."*

Task 2:

Once you have chosen your subject, complete the following sentences:

I have chosen to change

The reason I have chosen this is

This change will improve the world because





Task 3:

Now it's time to begin writing. Remember to write no more than 200 words and, to make your entry stand out, decorate your writing with pictures and images that represent your unique idea. Need some inspiration? Here are **3 top tips from Malala herself** on how to communicate your point passionately and persuasively:



CONGRATULATIONS!

YOU'VE COMPLETED THE MALALA'S MAGIC PENCIL RESOURCE PACK

Now, don't forget to hold on to everything you've created. It might come in handy when you decide to become an inspirational human rights activist of the future! We can't wait to see your amazing, creative talents at work!

Penguin Schools

